

## High-Accuracy Height Gage Linear Height LH-600F/FG

Small Tool Instruments and  
Data Management



# Easy operation and High-accuracy

Intuitive operation and outstanding ease of use  
Best-in-class accuracy of  $\pm (1.1+0.6L/600) \mu\text{m}$

## High-Accuracy Height Gage Linear Height LH-600F/FG

- Easy operation using keypad and touch screen navigation, even suitable for beginners
- Conduct various measurements such as 2D measurement and perpendicularity measurement with just one tool
- Versatile measurements through optional probes
- Enhanced data output functions make it easier to manage your measurement data



# Linear-Height

## Easy operation using keypad and touch screen navigation

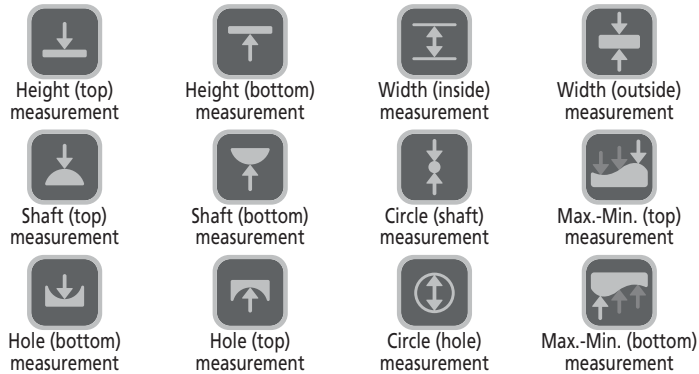
Contextual guidance on the large-screen touch panel supports your measurements



### Simple, straightforward keys with icons

Icons allow the user to find the required operation at a glance.

#### Basic measurements



#### Advanced measurement functions


#### Power



#### Measurement settings



#### Other



### Touch panel with guidance

Measurement guidance is displayed on the large touch panel of the 8.4-inch color LCD, enabling intuitive operation.



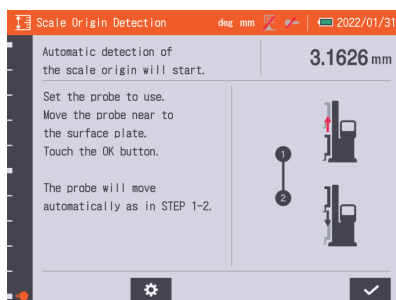
Guidance screen



Operable with gloves

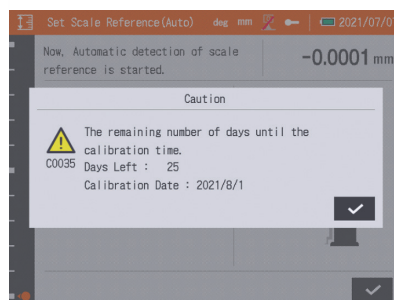
## Fantastic features for shop-floor use

### Automatic scale check



On start up, the user is led through the menu to set the scale origin and run the automated procedure to check the scale for contamination.

### Calibration reminder



A notification will be displayed before the calibration due date that is set by the user.

## Home screen

With the intuitive menu, even beginners can easily access various operations and settings.

Touch panel

or

Sheet key

TOP MENU deg mm ABS 2021/07/07

Measurement can be started.  
(Touch icon, or Push the Sheetkey)

0.0000 mm

Measurements

- Basic measurements (ABS)
- Basic measurements (ABS, INCx5)
- Angle measurements
- Hole position measurements
- Perpendicularity and straightness measurements
- 2D measurements
- Part program measurements (1D, 2D)

Measurement results

General settings

## Guidance and measurement navigation

Guidance is available in 21 languages. The display shows each measurement step, and it's very easy to use, even for beginners.

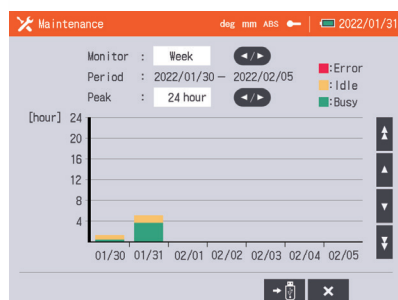
Select basic measurements

Select a measurement method

Conduct the measurement

View the measurement results

## Operation log



Operation log data is retained for up to 2 months and can be output to a USB memory device.

## Repeat measurement function

Result List deg mm ABS 2022/01/31

Measurement can be started.  
(Select from the screen or sheet key)

76.7962 mm

001	ABS	CIRCLE-001	⊕	Z	88.8033
002	ABS	CIRCLE-001	⊕	D	24.3785
003	ABS	CIRCLE-001	⊕	ΔZ	88.8033
004	ABS	HEIGHT-001	⊕	Z	76.7962
005	ABS	HEIGHT-001	⊕	ΔZ	-12.0071
-	-	-	-	-	-
-	-	-	-	-	-

Label 000/00 deg/rad

1 ALL 60 NG AZ Z


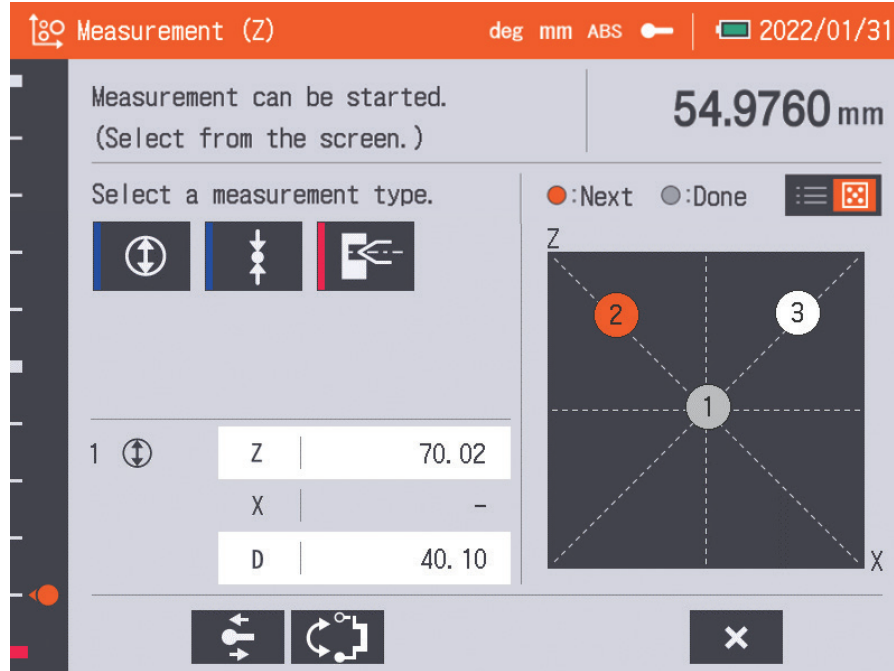
To enable efficient measurements, the user can repeat the last measurement with the optional foot switch or on-screen button.

## Various measurements with just one unit

Improved usability and accessibility, including advanced measurement functions

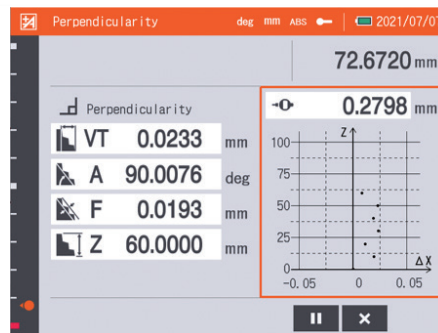
### 2D measurement - Pre-placement -

This function allows the user to register the hole position of the workpiece before measurement.

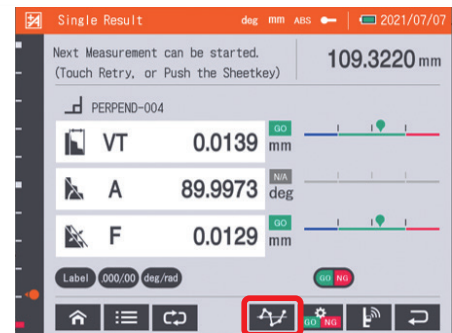


### Perpendicular/straightness measurement - Graph creation -

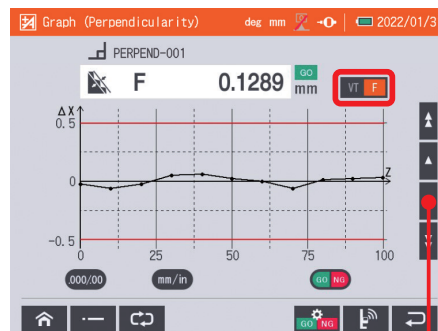
You can check the measurement results of perpendicularity and straightness in real time during measurement. After measurement, you can easily see the trends of the measurement results in a graph.



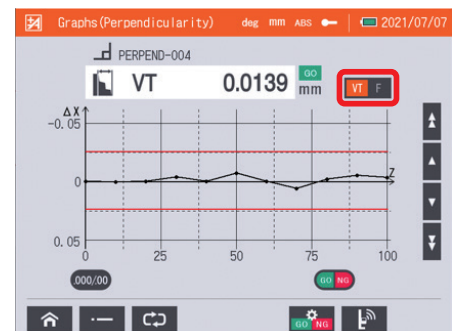
Show results in real time during measurement.



Show results after measurement.



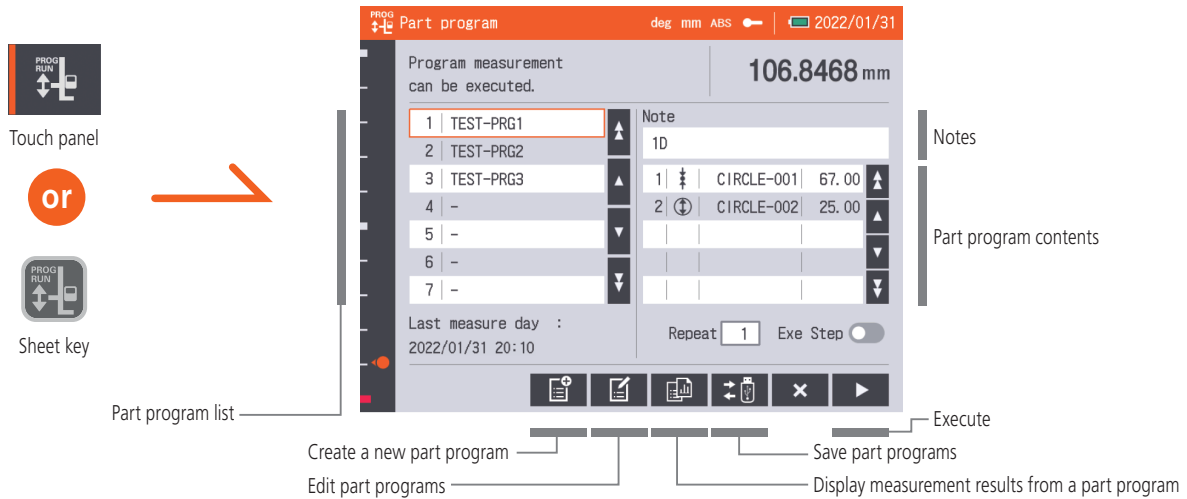
You can monitor the graphs of past measurement results.



Show measurement results in graph form.

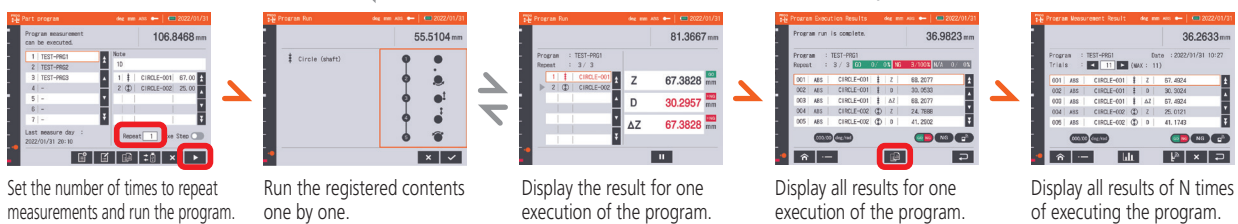
## Part program measurement

You can easily access and use the functions of Create, Run, Edit, and View results of part programs.



### Example of performing part program measurement

Run the program repeatedly (when the number of executions is  $\neq 1$ )

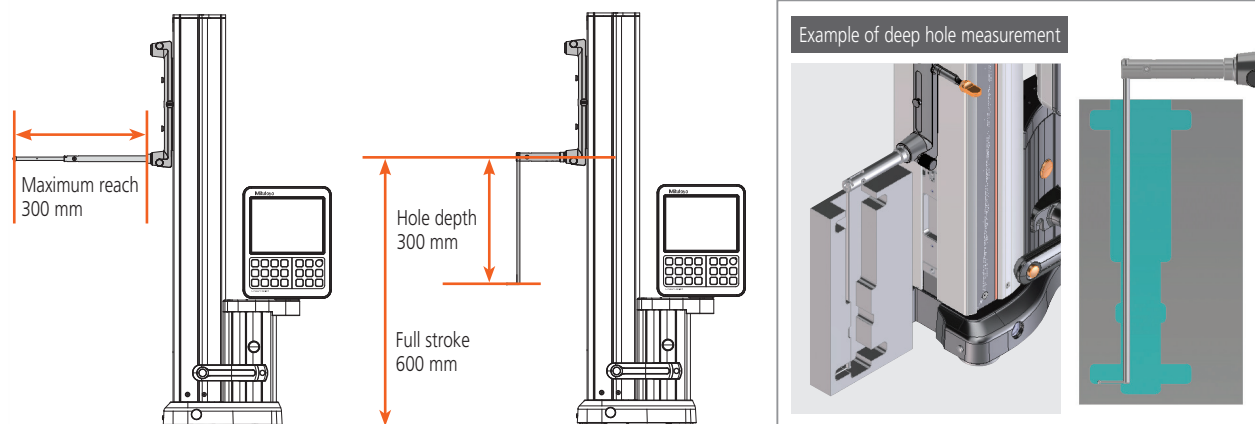


### Copy part programs to other devices

By using a USB memory device, you can copy part programs to other devices.

## Expanded measurement area

With the new optional probes, you can now measure areas that were beyond the capacity of conventional probes.

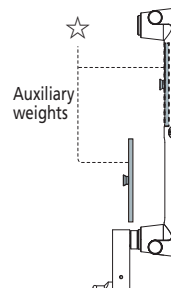
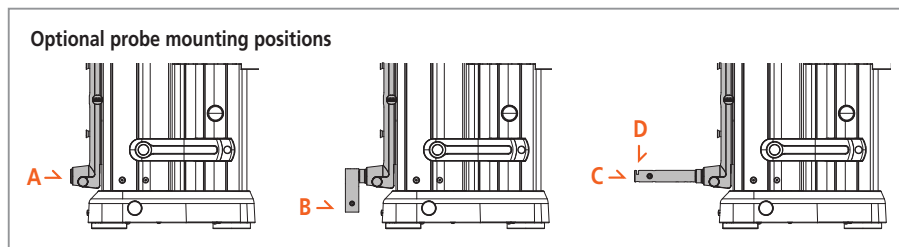
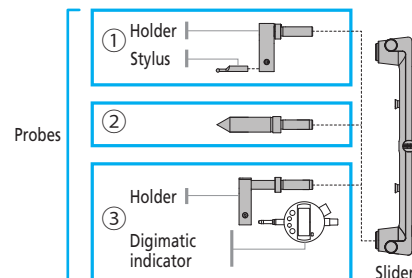


# Versatile measurements through optional probes

An extension holder and a depth stylus extend the measuring range both horizontally and vertically

Three types of optional probes:

- 1 The holder and the stylus can be freely combined according to the purpose of measurement, and the measurement area can be changed.
  - 2 This type is used for single-use measurements such as measuring a tapered hole or a knife edge.
  - 3 This type is used to measure straightness and perpendicularity.
- ☆ You can adjust the balance of the slider by adjusting the number of auxiliary weights.  
(Magnetic auxiliary weights are easy to add and remove.)



## Holders/styli for position A

	Part No.	Product name	Number of weights
<b>Mounting example</b> For extension holder 100		<b>12AA Y343</b> ø5 stepped probe (standard accessory)	2
For depth measurement probes		<b>12AAA792</b> Holder for Dial Indicator (millimeter)	0
		<b>12AAA793</b> Holder (long)	*1
For taper stylus (ø20)		<b>12AAB136</b> ø10 cylindrical universal probe	2
		<b>12AA Y595</b> Extension holder 100	*1
		<b>12AA Y596</b> Extension holder 200	*1
		<b>12AAC072</b> Depth probe	2
		<b>12AAC073</b> Tapered stylus (ø20)	2

\*1: Varies depending on the stylus





## Styli for position B/C

		Part No.	Product name	Number of weights*3
<b>Mounting example</b> Φ5 ball stylus L130 in position B 		<b>12AAF666</b>	ø1 ball stylus (coaxial type)	2
		<b>957261</b>	ø2 ball stylus (coaxial type)	2
Φ5 ball stylus L130 in position C 		<b>12AAF667</b>	ø2 ball stylus (coaxial type), ruby ball	2
		<b>957262</b>	ø3 ball stylus (coaxial type)	2
		<b>957263</b>	ø4 ball stylus (coaxial type)	2
		<b>12AAB552</b>	ø10 ball stylus (coaxial type), L=50	2
		<b>12AAF668</b>	ø10 ball stylus (coaxial type), L=82	1
		<b>12AAF669</b>	ø10 ball stylus (coaxial type), L=120	1
		<b>12AAF670</b>	ø5 disk stylus	2
		<b>12AAF671</b>	ø10 disk stylus	2
		<b>957264</b>	ø14 disk stylus	2
		<b>957265</b>	ø20 disk stylus	2
		<b>12AAF672</b>	ø1 ball stylus (eccentric type)	2
		<b>12AAF673</b>	ø2 ball stylus (eccentric type)	2
		<b>12AAA788</b>	ø4 ball stylus (eccentric type)	2
		<b>12AAA789</b>	ø6 ball stylus (eccentric type)	1
		<b>226117</b>	Shank with M2 thread*2	2
		<b>226118</b>	Shank with M3 thread*2	2
	<b>12AAY597</b>	ø5 ball stylus L130	1	
	<b>12AAY598</b>	ø25 disk stylus	1	

\*2: Stylus for coordinate measuring machine can be mounted. \*3: When using an extension holder. Note: Where the material is not described, the tip of the stylus is carbide.

## Small Styli Kit - M3 - for position B



**K650986**

Contents	Description	øS	L
1x Part No. K650415	Adapter block		
1x Part No. K651223	Pin wrench ø 1.2mm		
1x Part No. K651157	Extension steel M3		20
1x Part No. K651156	Extension steel M3		10
1x Part No. A-5000-3615	Disk stylus steel M3	12.7	33
1x Part No. K651151	Stylus steel-ruby M3	4	31
1x Part No. K651148	Stylus steel-ruby M3	3	21
1x Part No. K651147	Stylus steel-ruby M3	2	21
1x Part No. K651146	Stylus steel-ruby M3	1	21

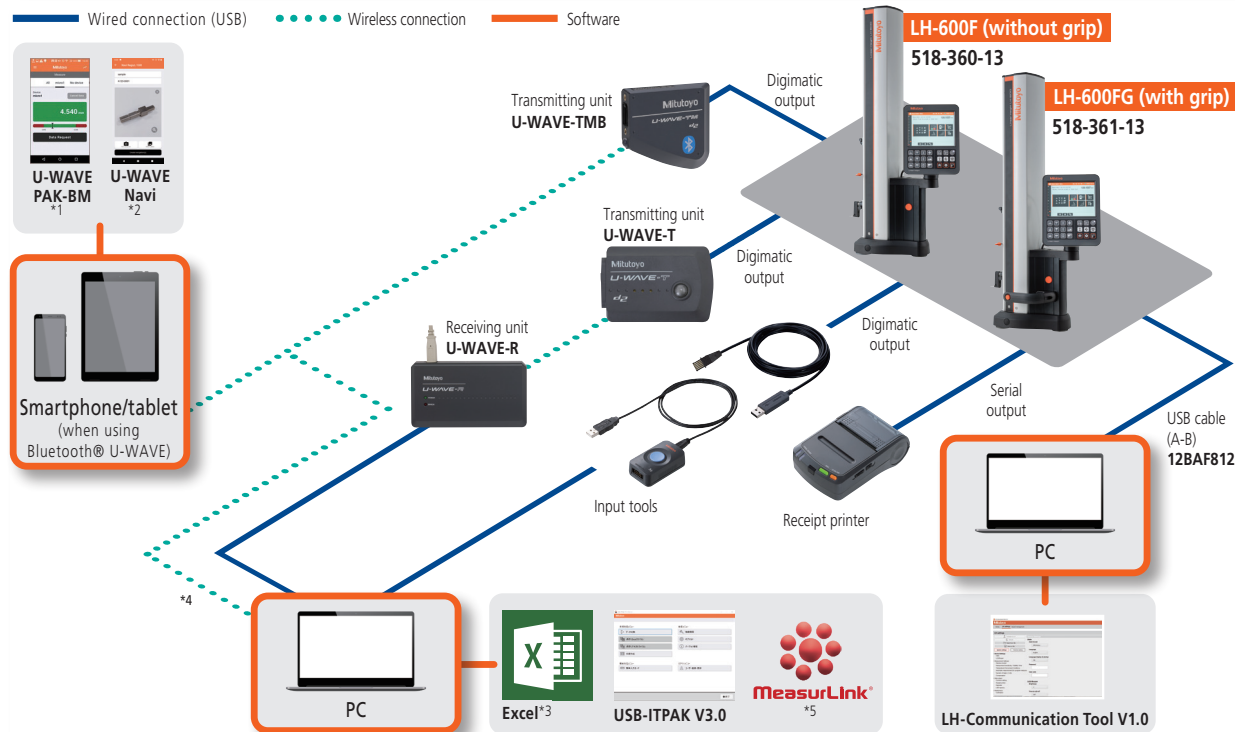
## Styli for position D

		Part No.	Product name	Number of weights*4
<b>Mounting example</b> Depth stylus 70 is mounted in position D 		<b>12AAY599</b>	Depth stylus 70	2
		<b>12AAY600</b>	Depth stylus 150	1
Depth stylus 150 ø4 ball is mounted in position D 		<b>12AAY601</b>	Depth stylus 300	0
		<b>12AAY602</b>	Depth stylus 70 ø2 ball	2
		<b>12AAY603</b>	Depth stylus 150 ø2 ball	1
		<b>12AAY604</b>	Depth stylus 300 ø2 ball	0
		<b>12AAY605</b>	Depth stylus 70 ø4 ball	2
		<b>12AAY606</b>	Depth stylus 150 ø4 ball	1
		<b>12AAY607</b>	Depth stylus 300 ø4 ball	0

\*4: Can only be attached to the extension holder. \* Where the material is not described, the tip of the stylus is carbide.

## Enhanced data output functions make it easier to manage your measurement data

Data output improves work efficiency and the reliability of recorded data



\*1: Available at Apple Store and Google Play for free download. \*2: Available at Google Play for free download.  
 \*3: Excel is a registered trademark of Microsoft Corporation. \*4: It is also possible to connect with a Bluetooth compatible PC.  
 \*5: MeasurLink® is a registered trademark of Mitutoyo Corporation (Japan) and Mitutoyo America Corporation (USA).

### Optional products for outputting measurement data

Part No.	Product name
12AA482	Receipt printer (for North America) <sup>*6</sup>
12AAN052	Printer paper for receipt printer (set of 10)
12AA485	Printer mounting attachment
12AAN146	Connection cable for printer
—	(USB memory device) <sup>*7</sup>
12BAF812	USB cable (type A - type B) (2 m)
543-700B	Digimatic indicator (ID-C0512NXB)
543-701B	Digimatic indicator (ID-C0512MNXB)
519-521	Lever head probe MLH-521
519-562A	Mu-checker M-562

\*6: A small printer (optionally battery-powered) that can be mounted on the main unit. It includes a printer cable and mounting bracket.

\*7: USB memory devices should be formatted with FAT16/32. NTFS and exFAT are not supported.

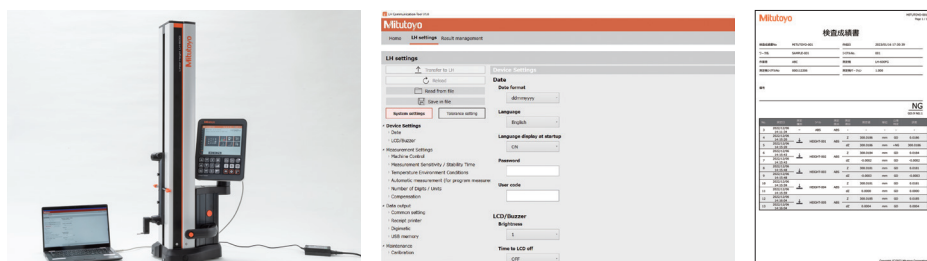
Part No.	Product name
936937	Digimatic cable (1 m)
965014	Digimatic cable (2 m)
264-505	Digimatic mini processor (DP-1VA)
06AGQ001F	Input tool (USB-ITN-SF)
264-020	Input tool (IT-020U)
06AGL011	Bidirectional digimatic S1 cable, Flat and straight (1 m)
06AGL021	Bidirectional digimatic S1 cable, Flat and straight (2 m)
12AAJ088	Foot switch
02AZD810D	U-WAVE-R
264-626	U-WAVE-TMB (IP67 type)
264-627	U-WAVE-TMB (Buzzer type)
02AZD730G	U-WAVE-T (IP67 type)
02AZD880G	U-WAVE-T (Buzzer type)
12AA486	U-WAVE T mounting bracket
02AZG011	Bidirectional Digimatic S1 cable (160 m)

### LH-Communication Tool V1.0 software for creating inspection reports and configuring system settings

You can easily create and save inspection reports and configure device parameters.

\* Available at Mitutoyo website for free download.

\* To connect to a PC, use a USB cable (type A-B).



## Specifications

Model		LH-600F	LH-600FG
Order No.	inch/mm	518-360-13	518-361-13
Power grip		without power grip	with power grip
Measuring range (Stroke)		0 to 977 mm (600 mm) 0 to 38 in (24 in)	
Resolution		0.0001/ 0.001/ 0.01/ 0.1 mm (selectable) 0.000001/ 0.00001/ 0.0001/ 0.001 in (selectable)	
Accuracy (at 20 °C)	Indication accuracy* <sup>8</sup>	$\pm (1.1 + 0.6L / 600) \mu\text{m}$ , L= Measured length (mm)	
	Repeatability* <sup>8</sup>	Plane: 0.4 $\mu\text{m}$ (2 $\sigma$ ), Hole: 0.9 $\mu\text{m}$ (2 $\sigma$ )	
	Perpendicularity (forward and backward)* <sup>9</sup>	5 $\mu\text{m}$ (after compensation)	
	Straightness (forward and backward)* <sup>9</sup>	4 $\mu\text{m}$ (mechanical accuracy)	
Driving method(speed)		Motor-driven (5, 10, 15, 20, 25, 30, 40 mm/s: 7 steps) / Manual	
Scale unit		Photoelectric incremental encoder STVC-20Z	
Measuring force		1 N (automatic constant-force function)	
Main unit moving mode		Full-floating (moving) / Semi-floating (measuring) Air bearing (built-in compressor)	
Display unit		8.4 inch touch-screen, LCD	
Adjustment of display unit		Stepless tilt adjustment: 0 to 40° Stepless swivel adjustment: -30 to 180°	
Preventive maintenance		Scale status notification, calibration schedule notification	
Probe diameter compensation		· Semi-automatic compensation using the probe diameter calibration block (standard accessory) · Compensation by inputting the probe diameter	
Power supply		AC adapter 100-240V $\pm$ 10% 50/60Hz/ Battery (NiMH)	
Battery operation time* <sup>10</sup>		Battery powered(standard): 4 hours, Powered by 2 batteries: 8 hours	
Battery charging time* <sup>11</sup>		Approx. 3.5 hours (can be used while charging)	
Dimensions (WxDxH)		238 (W) x 492 (D) x 996 (H) mm	
Mass		26.1 kg	26.6 kg
Operating temperature / humidity ranges		5 to 40 °C/ 20 to 80% RH (non-condensing)	
Data output		Digimatic d2/ S1 (bi-directional communication)	

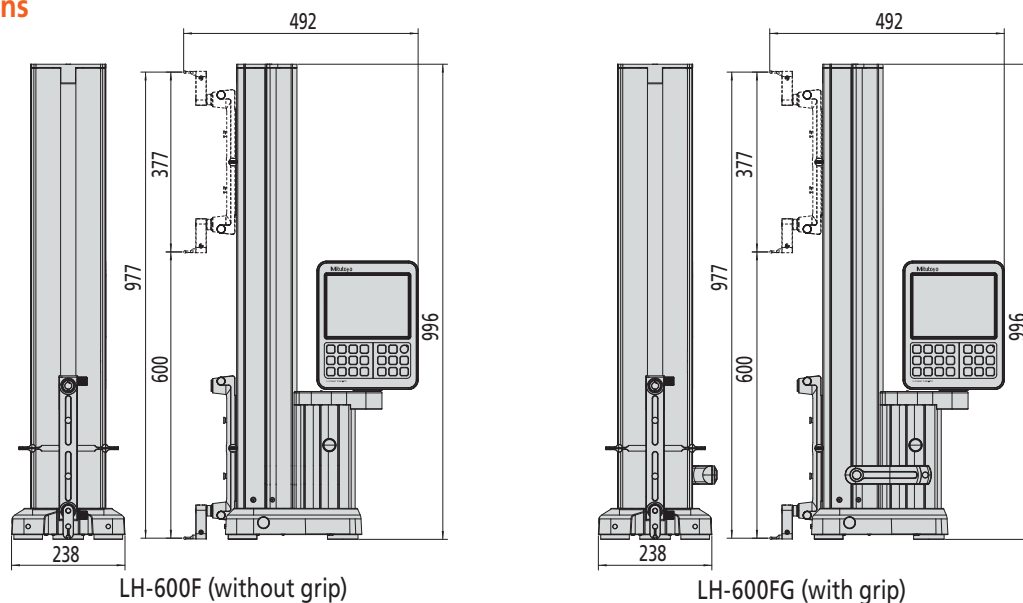
\*8: Specification determined at in-house ambient temperature

\*10: In-house standard(floating and motor-driven vertical movement, operated at 25%)

\*9: Guaranteed when using the Lever Head (519-521) and Mu-Checker (519-561).

\*11: When ambient temperature is 30 °C or higher, the battery may not be charged sufficiently.

## Dimensions



Unit: mm  
25.4mm = 1"


## Standard accessories

Ø5 stepped probe, ball-diameter compensation block (with cover and base), auxiliary weight (2 pcs. pre-mounted), battery pack (1 pc)<sup>\*12</sup>, AC adapter, power cable for AC adapter, clear cover, conveying handle, cap, hex wrench, manual set, inspection certificate, Touch pen, protective sheet, Phillips screwdriver

\*12: One piece included as standard. Optional additional battery (using total of two batteries) for longer battery-powered operation.

## Special accessories

Additional battery pack (Part No.: **12AAF712**), model workpiece (Part No.: **12AAA879**)



**Whatever your challenges are, Mitutoyo supports you from start to finish.**

Mitutoyo is not only a manufacturer of top quality measuring products but one that also offers qualified support for the lifetime of the equipment, backed up by comprehensive services that ensure your staff can make the very best use of the investment.

Apart from the basics of calibration and repair, Mitutoyo offers product and metrology training, as well as IT support for the sophisticated software used in modern measuring technology. We can also design, build, test and deliver measuring solutions and even, if deemed cost-effective, take your critical measurement challenges in-house on a sub-contract basis.

# My.Mitutoyo

**Mitutoyo End User Portal**

Search for products, request a product quote, take online metrology courses, and much more.

**My.Mitutoyo.com** puts everything Mitutoyo directly in front of you.



**Find additional product literature and our product catalog**

[www.mitutoyo.com](http://www.mitutoyo.com)

**Note:** All information regarding our products, and in particular the illustrations, drawings, dimensional and performance data contained in this printed matter as well as other technical data are to be regarded as approximate average values. We therefore reserve the right to make changes to the corresponding designs. The stated standards, similar technical regulations, descriptions and illustrations of the products were valid at the time of printing. In addition, the latest applicable version of our General Trading Conditions will apply. Only quotations submitted by ourselves may be regarded as definitive. Specifications are subject to change without notice.

Mitutoyo products are subject to US Export Administration Regulations (EAR). Re-export or relocation of our products may require prior approval by an appropriate governing authority.

**Trademarks and Registrations**

Designations used by companies to distinguish their products are often claimed as trademarks. In all instances where Mitutoyo America Corporation is aware of a claim, the product names appear in initial capital or all capital letters. The appropriate companies should be contacted for more complete trademark and registration information.

# Mitutoyo

**Mitutoyo America Corporation**

[www.mitutoyo.com](http://www.mitutoyo.com)

One Number to Serve You Better

1-888-MITUTOYO (1-888-648-8869)

**M<sup>3</sup> Solution Centers:**

Aurora, Illinois (Headquarters)

Boston, Massachusetts

Huntersville, North Carolina

Mason, Ohio

Novi, Michigan

City of Industry, California

Renton, Washington

Houston, Texas